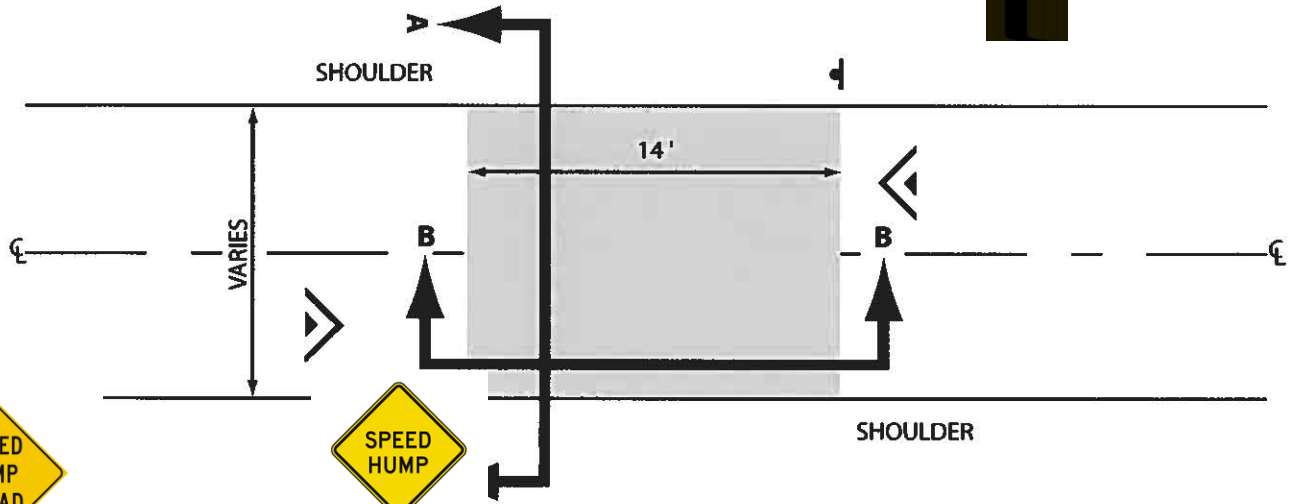



# Construction Detail

Not to Scale

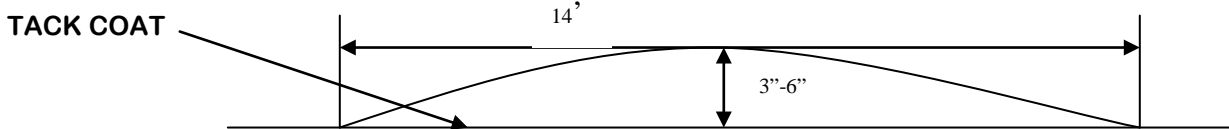


\* Use 12" taper with curb & gutter, not encroaching into gutter area.



Section A-A

Type 3 Asphalt Concrete  
Per SCDOT Std. Specifications



PARABOLIC CROWN

Section B-B

30" X 30"

30" X 30"



## PARABOLIC SPEED HUMP

For use on roadways with ADTs  $\leq 2,000$

18" X 18"

